



scale 1:10 (10%)




Place the graphic
for the tunnel



Place the graphics
for beach flag

- artwork area needed for making complete order.
- final product after sewing with the safety area.
- safety area for logos and important elements without cutting or sewing.
- required production line

1. Scale template to 1:1 (100%)
2. Place your graphics. Arrange compositions for efficient printing.
3. Ready-to-print.



composition to print

Please keep all production lines for printing vectors. Remember that the elements of the bitmap should be saved with highest possible resolution. (dpi without artificial interpolation) and all fonts converted to outlines.